

SNOCOM BOARD OF DIRECTORS

MEETING AGENDA

Thursday, October 13, 2011

- A. CALL TO ORDER
- B. PUBLIC COMMENTS
- C. CHAIR AND BOARD COMMENTS
- D. PRESENTATION - New World System
- E. CONSENT AGENDA
 - 1. SC 2011-10-1 Minutes (September 8, 2011) Regular Meeting
 - 2. SC 2011-10-2 Payroll and Adjustments
 - September 2011 \$302,165.81
 - 3. SC 2011-10-3 Expenditures and Adjustments
 - September 2011 \$65,163.58
- F. REPORTS
 - 1. Director's Report
 - 2. Chair Report
 - 3. Budget Committee Report
 - 4. Personnel Committee Report
 - 5. Vision Committee Report
 - ILA Update
 - 6. TAC Reports
 - 7. PSTC Report
- G. EXECUTIVE SESSION - If called (pursuant to RCW 42.30.110)
- H. ADJOURNMENT

9:00 a.m.
Edmonds Police Department
250 – 5th Avenue North
Edmonds, WA 98020

THE PUBLIC IS INVITED TO ATTEND

Parking and meeting rooms are accessible for persons with disabilities. Upon reasonable notice to SNOCOM at (425) 775-5201, SNOCOM will make reasonable effort to accommodate those who need special assistance to attend the Board of Directors Meeting.

SNOCOM BOARD of DIRECTORS MEETING

September 8, 2011

Board Members & SNOCOM Mgmt in Attendance	<input checked="" type="checkbox"/> Bob Colinas	Brier	<input checked="" type="checkbox"/> Laura Sonmore	Mountlake Terrace
	<input checked="" type="checkbox"/> Al Compaan	Edmonds	<input type="checkbox"/> Joe Marine	Mukilteo
	<input type="checkbox"/> D. J. Wilson	Edmonds	<input checked="" type="checkbox"/> Kent Saltonstall	Woodway
	<input checked="" type="checkbox"/> Ted Hikel	Lynnwood	<input type="checkbox"/> Millie Judge	Fire District 1
	<input checked="" type="checkbox"/> Kimberly Cole	Lynnwood	<input checked="" type="checkbox"/> Debbie Grady	SNOCOM
	<input checked="" type="checkbox"/> Bob Crannell	Mill Creek	<input checked="" type="checkbox"/> Sheila Betts	SNOCOM
	<input checked="" type="checkbox"/> Jerry Smith	Mountlake Terrace	<input checked="" type="checkbox"/> Terry Peterson	SNOCOM
Alternate Board Members in Attendance	<input checked="" type="checkbox"/> Don Lane	Brier	<input checked="" type="checkbox"/> Rex Caldwell	Mukilteo
	<input checked="" type="checkbox"/> Gerry Gannon	Edmonds	<input type="checkbox"/> Michael Springer	Mukilteo
	<input type="checkbox"/> Jim Lawless	Edmonds	<input type="checkbox"/> Jennifer Gregerson	Mukilteo
	<input checked="" type="checkbox"/> Don Anderson	Edmonds	<input type="checkbox"/> Emily Vanderwielen	Mukilteo
	<input type="checkbox"/> Loren Simmonds	Lynnwood	<input type="checkbox"/> Joe Hannan	Mukilteo
	<input checked="" type="checkbox"/> Gary Olson	Lynnwood	<input type="checkbox"/> Elizabeth Mitchell	Woodway
	<input type="checkbox"/> Landy Manuel	Mill Creek	<input checked="" type="checkbox"/> Bob Meador	Fire District 1
	<input type="checkbox"/> Terry Ryan	Mill Creek	<input checked="" type="checkbox"/> Tom Tomberg	Fire District 1
	<input checked="" type="checkbox"/> Scott Hugill	Mountlake Terrace	<input checked="" type="checkbox"/> Brad Reading	Fire District 1
	<input type="checkbox"/> Greg Wilson	Mountlake Terrace	<input type="checkbox"/> Mark Correira	Fire District 1
Guests in Attendance	Greg Macke	Lynnwood Fire	Terri Carsen	SNOCOM
	Craig McCaul	Mountlake Terrace	Heidi Powell	SNOCOM
	Doug Hansen	Mountlake Terrace	Sharon Brendle	SNOCOM
	John Zambrano	Mountlake Terrace	Mina Williams	Guest
	Kim Crannell	SNOCOM	Rod Younker, Attorney	Guest

AGENDA ITEMS	COMMENTS & DISCUSSION	ACTION/FOLLOW-UP
Call to Order	The meeting was called to order at 9:00 a.m. by Chair Jerry Smith. Chair Smith asked everyone to introduce themselves.	
Public Comments	None	
Chair & Board Comments	Three SNOCOM Employees were recognized for their years of service. Supervisor Terri Carsen received a 15 year plaque. IS Manager Terry Peterson received a 10 year plaque, and Supervisor Kim Crannell received one for 5 years. The Chair thanked them for their work and dedication to SNOCOM.	
Consent Agenda Minutes Payroll and Adjustments	<p>1. SC2011-09-01 Minutes of the August 11, 2011 Regular Meeting.</p> <p>2. SC2011-09-02 Payroll and Adjustments for August in the following amount: \$305,020.67</p> <p>3. SC2011-09-03 Expenditures and Adjustments for August in the following amount: \$59,538.89</p> <p><i>Vice Chair Colinas moved to accept the Consent Agenda, as listed. Motion was seconded by Mr. Hikel. Motion approved unanimously.</i></p>	Consent Agenda approved.

AGENDA ITEMS	COMMENTS & DISCUSSION	ACTION/FOLLOW-UP
<p>Reports</p>	<p>1. Director's Report.</p> <p>Budget. Director Grady presented an updated revised 2012 Operating Budget. Changes from the previously proposed budget include the removal of traffic stops with case numbers from the assessment formula. This change was made per the recommendation of the Budget Committee. The director reported that any impact related to the traffic stops is insignificant, and any changes after the removal are small. The other change made in the revised budget reflects the 1% pay increase to non-represented employees that was approved at the August 11 Board meeting. The proposed 2012 Operating Budget is now \$4,642,128. The director asked the Board for approval of this budget.</p> <p><i>Vice-Chair Colinas made a motion to approve the SNOCOM 2012 Operating Budget as proposed and listed as Attachment to the Board Packet. The motion was seconded by Dr. Saltonstall.</i></p> <p>Vice Chair Colinas stated that he was very proud to be a part of the budget process, and is happy to recommend it. He also thanked the City of Mountlake Terrace's Finance Department for their assistance in helping SNOCOM find better ways of investing their resources.</p> <p>An additional comment from Ms. Sonmore was raised in which she asked for clarification that traffic stops were now completely removed from the assessment formula. Vice-Chair Colinas explained that Director Grady previously reported the Budget Committee had met with representatives from the police departments and concluded that removing traffic stops from the assessment formula was the thing to do. The revised budget reflects that change.</p> <p><i>There being no further discussion, the motion to approve the 2012 Operating Budget was voted on and passed unanimously.</i></p> <p>E911 Office. Director Grady reported that SNOCOM continues to work with the E911 office and SNOPAC related to the county-wide phone implementation of the Viper project. SNOCOM has transitioned to the next generation network. Some problems with the ALI database have been reported and are currently being worked on with the E911 office.</p> <p>Operations. Operations Manager Betts encouraged everyone to attend the 9/11 commemoration ceremony on Sunday, September 11, at the Alderwood Mall. SNOCOM will be bringing the COM Van and she expects that several of their agencies will be represented at the event. The ceremony begins at 1:00 pm.</p> <p>Manager Betts also reported that training is moving along well, and they anticipate two additional trainees will be starting the academy in mid-November.</p>	<p>2012 Operating Budget was approved.</p>

AGENDA ITEMS	COMMENTS & DISCUSSION	ACTION/FOLLOW-UP
	<p>Projects and IT Update. IS Manager Peterson reported that significant progress had been made in the last month on the Radio IP project. Many of the issues that were discussed in the previous meeting have been resolved. He stated that Edmonds PD has a little less than half their fleet deployed. The plan is to continue with the deployment schedule.</p> <p>New World. The director spoke of the demonstration that had been planned for this month's meeting. That demonstration has since been moved out to the October meeting. The director explained that since there was an upgrade to the CAD portion of the system, it would be better to work through the upgrade before presenting it to the Board.</p> <p>2. Chair Report. None.</p> <p>3. Budget Committee Report. The subject of a cost sharing ILA from 2009 for the New World project between SNOCOM and SNOAC was explained. This matter will be discussed at the next COC meeting.</p> <p>4. Personnel Committee Report. Chair Scott Hugill reported that the committee discussed the PERC decision, as well as the Director's annual evaluation. A draft evaluation has been prepared and will be discussed during today's Executive Session.</p> <p>5. Vision Committee Reports. No report.</p> <p>Chair Smith brought up the subject of Public Comments. The Board has no policy in place defining what limits are to be placed on public comments during the Board meeting. Mr. Hikel suggested that the executive committee come up with a policy on that matter and present it to the Board at the next meeting.</p>	<p>New World Demonstration scheduled for October 13 Board Meeting.</p> <p>A policy on Public Comments will be presented to the Board at the October 13 meeting.</p>
Executive Session	<p>The Board adjourned for Executive Session at 9:17 a.m. to consult with the attorney on labor relations. The session is scheduled to begin after a short break and run for approximately 30 minutes. At 9:50 a.m. Chair Smith announced that the Executive Session would be extended for another 30 minutes.</p>	
Meeting Reconvene	<p>The regular meeting reconvened at 10:25 a.m.</p> <p><i>Vice Chair Colinas moved that the SNOCOM Board authorize their legal counsel to appeal the recent Public Employment Relations Commission's decision No. 11149. The motion was seconded by Mr. Hikel. Motion carried unanimously.</i></p> <p>6. TAC Reports.</p> <ul style="list-style-type: none"> ▪ Police. IS Manager Peterson reported that there was some discussion concerning traffic stops with case numbers. Also discussed was a quote received from Coplogic. ▪ Fire. No report. 	<p>SNOCOM Board to appeal PERC Decision.</p>

AGENDA ITEMS	COMMENTS & DISCUSSION	ACTION/FOLLOW-UP
	<p>7. PSTC Report. Assistant Chief Reading reported that the committee met on September 7. New World was discussed. PSTC Committee by-laws have been finalized and copies should be distributed soon.</p>	
<p>Round Table</p>	<p>Chief Caldwell thanked SNOCOM for the picnic he and his wife attended. He then encouraged everyone to attend SNOCOM's next event, the chili cook-off.</p> <p>Chair Smith shared his appreciation for Director Grady. Dr. Saltonstall agreed and stated that the director should feel good about the support she is receiving from the Board.</p>	
<p>Adjournment</p>	<p>There being no further business, the meeting was adjourned at 10:30 a.m.</p> <p>The next regularly scheduled SNOCOM Board of Directors meeting will be held on October 13, 2011 at 9:00 a.m. in the Edmonds Police Department Training Room.</p>	

Jerry Smith, Chair

Date



SNOCOM

CONSENT AGENDA REQUEST

Date: October 13, 2011
Request # SC2011-10-02
Requested By: Debbie Grady/Director
Subject: PAYROLL & ADJUSTMENTS - September 2011

Attached are copies of the payroll records, including adjustments and employee benefit vouchers, which have previously been given interim approval by Chair Smith. The attached records cover the following pay periods and amounts.

- Pay period of September 1 through September 15, 2011 in the amount of \$175,048.00; and
- Pay period of September 16 through September 30, 2011 in the amount 127,117.81, given interim approval on October 6, 2011

It is requested that the above payroll and adjustments be approved as submitted.

*Leading the way with integrity and professionalism in public safety communications
through solution-oriented teamwork*

**Payroll and Adjustments
Including Overtime and Benefits
September 2011**

September 1, 2011 to September 15, 2011

Salaries	\$99,270.86
Overtime	\$18,471.19
Benefits	\$57,305.95
Subtotal	\$175,048.00

September 16, 2011 to September 30, 2011


Salaries	\$95,482.15
Overtime	\$15,853.06
Benefits	\$15,782.60
Subtotal	\$127,117.81

Total for September 2011	\$302,165.81
---------------------------------	---------------------

Interim Approval:



Jerry Smith, Chair



Date

Final Approval:

Jerry Smith, Chair

Date

Debbie Grady, Director

Date



SNOCOM

CONSENT AGENDA REQUEST

Date: October 13, 2011
Request # SC2011-10-03
Requested By: Debbie Grady / Director
Subject: EXPENDITURES – September 2011

Attached are copies of expenditure records, which have previously been given interim approval by Chair Jerry Smith. The attached records cover the following interim approvals.

Expenditures in the amount of \$21,311.24, given interim approval on October 6, 2011.

Expenditures in the amount of \$43,852.34, given interim approval on October 6, 2011.

It is requested that the above expenditures be approved as submitted.


*Leading the way with integrity and professionalism in public safety communications
through solution-oriented teamwork*

SNOCOM


Expenditure Detail Report September 6, 2011

CHECK NO	NAME		AMOUNT
40910	AARD Pest Control	\$	213.52
40911	Brooks Products & Service	\$	147.76
40912	Centurylink	\$	124.98
40913	DirectTV	\$	6.00
40914	Frontier	\$	1,488.74
40915	Frontier Bank	\$	2,396.18
40916	Denise Gilbertson	\$	38.50
40917	Hermanson Company LLP	\$	215.72
40918	VantagePoint Transfer Agent	\$	9,604.58
40919	Ikon Office Solutions	\$	134.36
40920	Ikon Office Solutions	\$	308.48
40921	Language Line Services	\$	117.27
40922	Tara Larkins	\$	51.95
40923	Lightsquared LP	\$	80.75
40924	City of Mountlake Terrace	\$	257.23
40925	Nextel Communications	\$	56.26
40926	Purget Sound Energy	\$	150.98
40927	SNOCOM Dispatchers Association	\$	875.00
40928	Kelly Solbakken	\$	31.97
40929	Staples Business Advantage	\$	545.77
40930	Summit Law Group	\$	4,107.00
40931	WAPRO	\$	125.00
40932	Derek Wilson	\$	55.24
40933	Leslie Ybarra (petty cash)	\$	178.00
	Total for September 6, 2011	\$	21,311.24

Interim Approval:



Jerry Smith, Chair



Date

Final Approval:

Jerry Smith, Chair

Date

Debbie Grady, Executive Director

Date

SNOCOM


Expenditure Detail Report September 19, 2011

CHECK NO	NAME		AMOUNT
41192	AAA Fire & Safety	\$	1,075.29
41193	BlueCosmo Inc	\$	47.17
41194	Centurylink	\$	61.58
41195	Comcast	\$	169.95
41196	Evergreen Healthcare	\$	282.00
41197	Frontier	\$	336.16
41198	GBH Communications Inc	\$	253.92
41199	Green Slate Landscaping	\$	185.21
41200	Ikon Office Solutions	\$	52.63
41201	Iron Mountain	\$	59.62
41202	Keating, Bucklin & McCormack	\$	2,428.70
41203	Motorola Credit Corp	\$	27,681.60
41204	City of Mountlake Terrace	\$	5,070.00
41205	Public Safety Testing	\$	4,133.00
41206	Staples Business Advantage	\$	332.32
41207	Verizon Wireless	\$	340.90
41208	WAPRO	\$	200.00
41209	WA ST Dept of Info Services	\$	1,092.29
41210	Washington Cities Insurance Authority	\$	50.00
Total for September 19, 2011		\$	43,852.34

Interim Approval:



Jerry Smith, Chair



Date

Final Approval:

Jerry Smith, Chair

Date

Debbie Grady, Executive Director

Date



SNOCOM MEMORANDUM

Date: October 10, 2011
To: SNOCOM Board Members
From: Debbie Grady, Executive Director

Financial Reports

- ✓ Monthly Budget Expenditures Report – September 2011
- ✓ Monthly Payroll Reports – September 2011
- ✓ Monthly Budget Summary – September 2011
- ✓ Monthly Reserve Summary Report – September 2011
- ✓ Financial Reports – September 2011

BUDGET

2011 Budget

Overall, our 2011 budget summary shows we remain slightly under budget which we anticipate continuing through year end.

2012 Budget

Following Board approval of the SNOCOM Operating Budget, letters have been distributed to each agency with their 2012 assessment.

COMMITTEES, BOARDS, AND ASSOCIATIONS

COC

In addition to the regular updates provided at the COC, Director Mills and I jointly presented what we had discovered related to the New World cost sharing ILA. The COC directed additional follow-up be completed and provided to the COC. Director Mills and I have met to discuss this and other ILA cost sharing items in preparation for the next COC meeting on Friday, October 14, 2011. Meeting notes are attached. *See Attachment 1.*

APCO/NENA

Operations Manager Betts and I are looking forward to attending the fall training forum next week.

ESCA/DEM

An upcoming meeting with DEM is anticipated to discuss maintenance of the command vans.

E911 Office

A meeting is scheduled following the October E911 Board meeting for a discussion of lessons learned from the VIPER installation project. Some of the items SNOCOM is interested in are:

- Contract directly with product vendor
- Stagger implementation of future 911 installations
- IT Technician certification

MDC Board

Regular quarterly meetings are scheduled with standing agenda items for New World Project updates and MDC system migration.

SERS

SERS Personnel attended a meeting at SNOCOM last week to work with our phone vendor on an intermittent volume issue with VIPER. I would like to again extend our appreciation to SERS personnel for their assistance.

PERSONNEL RELATED UPDATES

Staffing – Overall

We are happy to report that our overall staffing remains at 91% for this report. Training and staffing remain a priority for SNOCOM administration.

	Authorized	Current	Call Taking		Police		Fire	
	Personnel	Employees	Certified	In Training	Certified	In Training	Certified	In Training
Dispatch Supervisors	5	5	5		5		5	
Training Supervisors	1	1	1		1		1	
Dispatch Employees	29	25	22	1	21	3	20	1
Total	35	31	28		27		26	
Authorized Strength		89%						
Operational Strength		74%						
Administrative Personnel	4.5	4.5						
Info Services Personnel	4	4						
Total	8.5	8.5						
Authorized Strength		100%						
Overall Staffing	43.5	39.5						
Overall Staffing Strength		91%						

Hiring Status

We are on track to bring our next two trainees on board in mid-November.

SDA

Attached is the SNOCOM appeal to the PERC decision. *See Attachment 2*

PERFORMANCE STANDARDS AND STATISTICS

Fire call entry times have remained consistent as in September they are showing at 89%. This means that 89% of the fire calls taken were entered in 60 seconds or less.

OPERATIONS UPDATE—OPERATIONS MANAGER BETTS

Police Communications Committee

Nothing to report.

Fire Operations Committee

As of Monday, October 10, 2011 we will be changing the way we do our initial voice dispatch to our fire agencies. The practice has been to broadcast the information twice (ex. A15, BLS response, grid 314, 6599 208 St SW, respond on fire TAC 21---then repeat). Starting today and for a 60 day trial period, we will do the initial voice dispatch only once. This will cut down on several seconds (8-12) of air time per dispatch.

New World System Training Stations

This week we began introducing dispatch employees to the New World CAD System by providing them a one on one 30 minute overview. Members of our CAD build team have created a schedule where they can take employees into the SNOCOM training room and allow them some hands on time with the system. Initially, they are concentrating on log ins, screen set ups, how to create a call, what it looks like when the call is dispatched and how you will view your units. Once all employees have had this opportunity, they will be given a more in-depth view of the system as well as to allow them time on their own to create calls, dispatch calls and move units around in a test environment.

Training

Our Training Coordinator is gearing up for another academy. The date is set for November 15, 2011 to bring on two more trainees. We have several trainees in various phases of training and we anticipate a few of them will be moving into their next phase of training in the next 2-3 weeks.

Projects and IT Update – IT Manager Peterson

SNOCOM Core Switch Upgrades

SNOCOM is in the process of replacing our core switch equipment. Our current gear is nearly ten years old. Taking into consideration all of the increased bandwidth needs, especially for the upcoming New World implementation, we have decided to replace this gear now.

The new switches will have over ten times the speed compared with today. The cost can be very expensive, so we have opted to purchase remanufactured equipment. Even though this is funded through SNOCOM's capital replacement program, the purchase of remanufactured equipment will save the agency well over fifty percent of the state contract purchase price.

New World Systems

Please see separate project update included in Board Packet.

Mukilteo Technical Support for New World Project

I have had some high level conversations with the City of Mukilteo, Police and Fire, regarding SNOCOM providing some increased levels of support for the New World implementation. The City is considering contracting some additional services and relieve some of the burden on existing IT staff. Items that could be included are listed below.

- Recommend Hardware Specifications
- Manage Mobile Workstation software
- Operating System Updates
- New World Software Updates
- Break/Fix Mobile Workstations.
- Apply New World updates to fixed workstations

RadiolP Project Timeline

Our deployment timeline is based heavily on the New World project timeline. Our plan is to have the RadiolP deployment completed ahead of New World training. This rapidly approaching deadline is February 1, 2012. Completing this migration ahead of time will enable users to go and use the New World system as soon as they are finished receiving their training.

In September, we upgraded our server and all currently installed clients to the latest RadiolP MultiP version: 3.2.2. We continue to enhance the overall redundancies by adding additional gateways and network connections. This second gateway dramatically increases the redundancy of our overall system. Moving from version 3.2.1 to 3.2.2 appears to have solved several issues that were causing some delays with our deployment. While several enhancements remain to be developed in the future, we believe we will begin to fully deploy with this version.

By far, Edmonds PD has the most active units deployed. We have worked closely with them to upgrade all of their legacy MTG mobiles to the SNOCOM MultiP system. The chart below contains a snapshot in time indicating how many units have RadiolP installed. This may not match active deployments, but what is actually installed on the MultiP servers.

SNOCOM Deployment Timeline

Current Deployment Status

Agency	Network Backbone	Installed	Total Licenses	Notes
Brier PD	N	0	6	Pending
Edmonds PD	Y	6	30	Edmonds has completed migration from Edmonds MTG Server to SNOCOM MultiIP server
Fire District 1	Y	2	40	Currently Testing
Lynnwood PD	Y	4	56	Testing now resumed
Lynnwood FD	Y	0	12	Pending LPD
Mill Creek PD	Y	1	20	
Mountlake Terrace PD	Y	3	18	Currently Testing
Mukilteo PD	N	2	24	Two installed
Mukilteo FD	N	0	15	Pending
Woodway PD	N	0	1	Pending

Additional Items

Attached you will find the latest edition of our newsletter, the *Communicator*.

Under Miscellaneous Tab

At the last SNOCOM Board meeting, we were directed to present a draft policy related to public comments at our Board meetings. After receiving input from Board members via our subcommittee meetings, a draft policy is attached for your review. *See Attachment 3.*

Upcoming events for your calendars:

- ✓ Chili Cook Off – November 10, 2011.

SNOCOM Budget Summary Report
Combined Detail Recap
September, 2011

(75% of Budget Year)

	ADOPTED BUDGET	MTD EXPENDED	YTD EXPENDED	AVAILABLE BUDGET	% USED
SALARIES - ADMINISTRATION	\$ 371,824	\$ 28,615	\$ 257,662	\$ 114,162	69.3%
SALARIES - OPERATIONS	1,864,369	137,013	1,228,320	636,049	65.9%
CBA PAYOUT	72,720	-	-	72,720	0.0%
OVERTIME	300,967	34,324	242,369	58,598	80.5%
SALARIES - INFORMATION SERVICES	305,870	27,076	198,248	107,622	64.8%
BENEFITS - ADMINISTRATION	118,478	10,431	91,477	27,001	77.2%
UNEMPLOYMENT BENEFIT	23,000	-	8,925	14,075	38.8%
BENEFITS - OPERATIONS	745,352	55,573	463,881	281,471	62.2%
BENEFITS - INFORMATION SERVICES	81,319	8,104	59,570	21,749	73.3%
MEETINGS	2,000	-	2,014	(14)	100.7%
SUPPLIES	21,505	1,273	18,378	3,127	85.5%
PROFESSIONAL SERVICES	82,092	13,430	77,820	4,272	94.8%
EMPLOYEE RECOGNITION	2,000	-	1,083	917	54.2%
HIRING	19,147	4,133	19,056	91	99.5%
COMMUNICATIONS	54,096	2,498	43,776	10,320	80.9%
POSTAGE	2,000	-	721	1,279	36.1%
MILEAGE	950	31	632	318	66.5%
ADVERTISING	1,315	-	950	365	72.2%
RENTAL & LEASE	91,197	46,171	92,312	(1,115)	101.2%
INSURANCE	60,363	-	58,464	1,899	96.9%
UTILITIES	33,663	451	26,659	7,004	79.2%
REPAIR & MAINTENANCE	175,461	245	174,068	1,393	99.2%
DUES/SUBSCRIPTIONS	4,546	-	1,149	3,397	25.3%
TRAINING - TRAVEL	9,955	-	6,851	3,104	68.8%
TRAINING - REGISTRATION	14,154	250	7,049	7,105	49.8%
INTERGOVERNMENTAL SVC	5,000	-	9,233	(4,233)	184.7%
MACHINERY & EQUIPMENT	-	-	986	(986)	100.0%
MACH/EQUIP- TFR TO CAP RESERVE (670)	98,668	8,222	74,001	24,667	75.0%
TFR TO GEN RESERVE (671)	-	-	-	-	0.0%
TOTAL OPERATING EXPENDITURES	\$ 4,562,011	\$ 377,841	\$ 3,165,655	\$ 1,396,356	69.4%

SNOCOM

RESERVE FUND & ESCROW ACCOUNT STATUS REPORT

Month Ending: September 30, 2011

Fund #	Previous Balance	Month's Balance	Monthly Intergov. Revenues	Monthly Interest Revenue	Monthly Expenditures	Monthly Transfers In (Out)	Month End Balance
668 CAD/RMS Reserve	\$ 1,044,379.79		\$ 55,758.00	\$ -	\$ (1,882.13)	\$ -	\$ 1,098,255.66
669 Audit Reserve		5,362.46	-	-	-	-	5,362.46
670 Capital Reserve		690,770.56	-	-	(22,964.84)	8,222.33	676,028.05
671 General Reserve		467,042.56	-	-	-	-	467,042.56
672 E911 Reserve		204,071.25	-	-	-	-	204,071.25
673 Accrued Leave Reserve		90,540.02	-	-	-	-	90,540.02
Total Reserve Funds	\$ 2,502,166.64		\$ 55,758.00	\$ -	\$ (24,846.97)	\$ 8,222.33	\$ 2,541,300.00
Escrow Account @ Wells Fargo Bank	\$ 385,328.19		-	-	(48.68)	-	385,279.51

**SNOCOM Financial Report
2011**

SOURCES & USES OF FUNDS	2010 Actual thru 12/31/10	2011 Adopted	2011 Actual thru 09/30/11
REVENUES AND OTHER SOURCES:			
BEGINNING FUND BALANCES	\$ 287,423	\$ 277,048	\$ 277,048
Total Beginning Fund Balance	\$ 287,423	\$ 277,048	\$ 277,048
OPERATING REVENUES			
E-911 Fees	\$ 974,613	\$ 1,100,000	\$ 1,002,311
Member Assessments			
Brier	99,460	96,660	72,495
Edmonds	821,165	784,426	784,426
Lynnwood	958,576	960,279	720,209
Mountlake Terrace	388,951	375,769	281,827
Woodway	29,007	27,720	27,720
Fire District 1	497,554	520,599	520,599
Mill Creek	290,255	282,858	212,144
Mukilteo	390,695	382,454	286,841
	3,475,663	3,430,765	2,906,260
Investment Interest	9,734	20,000	7,607
Other Revenues	15,676	11,246	22,495
Total Operating Revenue	\$ 4,475,687	\$ 4,562,011	\$ 3,938,674
OTHER FINANCING SOURCES			
Loan Proceeds	\$ -	\$ -	\$ -
Total Other Financing Sources	-	-	-
TOTAL REVENUES & OTHER SOURCES	\$ 4,763,110	\$ 4,839,059	\$ 4,215,722
EXPENDITURES & OTHER USES:			
OPERATING EXPENDITURES			
Administrative Cost Center	\$ 1,140,517	\$ 911,654	\$ 894,830
Operations Cost Center	2,805,442	3,118,746	1,936,985
Information Services Cost Center	380,777	432,943	259,839
Transfer to Capital Reserve Fund	53,668	98,668	74,001
Total Operating Expenditures	\$ 4,380,404	\$ 4,562,011	\$ 3,165,655
CAPITAL PROJECTS			
General Projects - ESO Solutions	\$ 27,500	\$ -	\$ -
TOTAL CAPITAL PROJECTS	\$ 27,500	\$ -	\$ -
OTHER FINANCING USES			
Transfer to General Reserve Fund	\$ 38,000	\$ -	\$ -
Reimbursement to MLT for Billing Error	40,158	-	-
Total Other Financing Uses	\$ 78,158	\$ -	\$ -
TOTAL EXPENDITURES & OTHER USES	\$ 4,486,062	\$ 4,562,011	\$ 3,165,655
ENDING FUND BALANCES	\$ 277,048	\$ 277,048	\$ 1,050,067
TOTAL EXPENDITURES, OTHER USES & FUND BALANCES	\$ 4,763,110	\$ 4,839,059	\$ 4,215,722

**SNOCOM Financial Report
 2011**

SOURCES & USES OF FUNDS	2010 Actual thru 12/31/10	2011 Adopted	2011 Actual thru 09/30/11
REVENUES AND OTHER SOURCES:			
BEGINNING FUND BALANCES	\$ 917,526	\$ 1,052,156	\$ 1,052,156
Total Beginning Fund Balance	\$ 917,526	\$ 1,052,156	\$ 1,052,156
OPERATING REVENUES			
Member Assessments			
Brier	13,508	16,176	12,132
Edmonds	110,511	131,272	131,272
Lynnwood	130,185	160,701	120,526
Mountlake Terrace	52,824	62,884	47,163
Woodway	3,939	4,639	4,639
Fire District 1	68,586	87,121	139,741
Mill Creek	39,420	47,336	35,502
Mukilteo	53,061	64,003	48,002
	472,034	574,132	538,977
Indirect Federal Grant	230,249	-	61,838
Investment Interest	21,483	-	9,729
Other Revenues	-	-	-
Total Operating Revenue	\$ 723,766	\$ 574,132	\$ 610,544
OTHER FINANCING SOURCES			
UASI - CAD to CAD Grant	\$ -	\$ -	\$ -
Total Other Financing Sources	-	-	-
TOTAL REVENUES & OTHER SOURCES	\$ 1,641,292	\$ 1,626,288	\$ 1,662,700
EXPENDITURES & OTHER USES:			
OPERATING EXPENDITURES			
Debt Service Principal	\$ 183,521	\$ 192,930	\$ -
Debt Service Interest	76,900	67,491	-
CAD/RMS Cost Center (New World)	-	438,712	5,773
Total Operating Expenditures	\$ 260,421	\$ 699,133	\$ 5,773
CAPITAL PROJECTS			
New World Project	\$ 328,715	\$ 927,155	\$ 558,672
TOTAL CAPITAL PROJECTS	\$ 328,715	\$ 927,155	\$ 558,672
OTHER FINANCING USES			
	\$ -	\$ -	\$ -
Total Other Financing Uses	\$ -	\$ -	\$ -
TOTAL EXPENDITURES & OTHER USES	\$ 589,136	\$ 1,626,288	\$ 564,444
ENDING FUND BALANCES	\$ 1,052,156	\$ -	\$ 1,098,256
TOTAL EXPENDITURES, OTHER USES & FUND BALANCES	\$ 1,641,292	\$ 1,626,288	\$ 1,662,700

**SNOCOM Financial Report
 2011**

SOURCES & USES OF FUNDS	2010 Actual thru 12/31/10	2011 Adopted	2011 Actual thru 09/30/11
REVENUES AND OTHER SOURCES:			
BEGINNING FUND BALANCES	\$ 5,198	\$ 5,317	\$ 5,317
Total Beginning Fund Balance	<u>\$ 5,198</u>	<u>\$ 5,317</u>	<u>\$ 5,317</u>
OPERATING REVENUES			
Investment Interest	\$ 119	\$ -	\$ 45
Other Revenues	-	-	-
Total Operating Revenue	<u>\$ 119</u>	<u>\$ -</u>	<u>\$ 45</u>
OTHER FINANCING SOURCES			
Loan Proceeds	\$ -	\$ -	\$ -
Total Other Financing Sources	<u>-</u>	<u>-</u>	<u>-</u>
TOTAL REVENUES & OTHER SOURCES	<u><u>\$ 5,317</u></u>	<u><u>\$ 5,317</u></u>	<u><u>\$ 5,362</u></u>
EXPENDITURES & OTHER USES:			
OPERATING EXPENDITURES			
	\$ -	\$ -	\$ -
Total Operating Expenditures	<u>\$ -</u>	<u>\$ -</u>	<u>\$ -</u>
CAPITAL PROJECTS			
	\$ -	\$ -	\$ -
TOTAL CAPITAL PROJECTS	<u>\$ -</u>	<u>\$ -</u>	<u>\$ -</u>
OTHER FINANCING USES			
	\$ -	\$ -	\$ -
Total Other Financing Uses	<u>\$ -</u>	<u>\$ -</u>	<u>\$ -</u>
TOTAL EXPENDITURES & OTHER USES	<u><u>\$ -</u></u>	<u><u>\$ -</u></u>	<u><u>\$ -</u></u>
ENDING FUND BALANCES	<u><u>\$ 5,317</u></u>	<u><u>\$ 5,317</u></u>	<u><u>\$ 5,362</u></u>
TOTAL EXPENDITURES, OTHER USES & FUND BALANCES	<u><u>\$ 5,317</u></u>	<u><u>\$ 5,317</u></u>	<u><u>\$ 5,362</u></u>

**SNOCOM Financial Report
2011**

SOURCES & USES OF FUNDS	2010 Actual thru 12/31/10	2011 Adopted	2011 Actual thru 09/30/11
REVENUES AND OTHER SOURCES:			
BEGINNING FUND BALANCES	\$ 566,357	\$ 626,663	\$ 626,663
Total Beginning Fund Balance	<u>\$ 566,357</u>	<u>\$ 626,663</u>	<u>\$ 626,663</u>
OPERATING REVENUES			
Investment Interest	\$ 13,407	\$ -	\$ 5,530
Other Revenues	-	-	-
Total Operating Revenue	<u>\$ 13,407</u>	<u>\$ -</u>	<u>\$ 5,530</u>
OTHER FINANCING SOURCES			
Transfer from Snocom Operating Fund	\$ 53,668	\$ 98,668	\$ 74,001
Total Other Financing Sources	<u>53,668</u>	<u>98,668</u>	<u>74,001</u>
TOTAL REVENUES & OTHER SOURCES	<u><u>\$ 633,432</u></u>	<u><u>\$ 725,331</u></u>	<u><u>\$ 706,194</u></u>
EXPENDITURES & OTHER USES:			
OPERATING EXPENDITURES			
Capital Purchases	\$ 6,768	\$ -	\$ 30,166
Total Operating Expenditures	<u>\$ 6,768</u>	<u>\$ -</u>	<u>\$ 30,166</u>
CAPITAL PROJECTS			
	\$ -	\$ -	\$ -
TOTAL CAPITAL PROJECTS	<u>\$ -</u>	<u>\$ -</u>	<u>\$ -</u>
OTHER FINANCING USES			
	\$ -	\$ -	\$ -
Total Other Financing Uses	<u>\$ -</u>	<u>\$ -</u>	<u>\$ -</u>
TOTAL EXPENDITURES & OTHER USES	<u><u>\$ 6,768</u></u>	<u><u>\$ -</u></u>	<u><u>\$ 30,166</u></u>
ENDING FUND BALANCES	<u><u>\$ 626,663</u></u>	<u><u>\$ 725,331</u></u>	<u><u>\$ 676,028</u></u>
TOTAL EXPENDITURES, OTHER USES & FUND BALANCES	<u><u>\$ 633,432</u></u>	<u><u>\$ 725,331</u></u>	<u><u>\$ 706,194</u></u>

**SNOCOM Financial Report
 2011**

SOURCES & USES OF FUNDS	2010 Actual thru 12/31/10	2011 Adopted	2011 Actual thru 09/30/11
REVENUES AND OTHER SOURCES:			
BEGINNING FUND BALANCES	\$ 429,553	\$ 463,110	\$ 463,110
Total Beginning Fund Balance	\$ 429,553	\$ 463,110	\$ 463,110
OPERATING REVENUES			
Investment Interest	\$ 10,227	\$ -	\$ 3,932
Other Revenues	-	-	-
Total Operating Revenue	\$ 10,227	\$ -	\$ 3,932
OTHER FINANCING SOURCES			
Transfer from Snocom Operating Fund	\$ 38,000	\$ -	\$ -
Loan Proceeds	-	-	-
Total Other Financing Sources	38,000	-	-
TOTAL REVENUES & OTHER SOURCES	\$ 477,780	\$ 463,110	\$ 467,043
EXPENDITURES & OTHER USES:			
OPERATING EXPENDITURES			
General Projects Cost Center	\$ 14,669	\$ -	\$ -
Total Operating Expenditures	\$ 14,669	\$ -	\$ -
CAPITAL PROJECTS			
TOTAL CAPITAL PROJECTS	\$ -	\$ -	\$ -
OTHER FINANCING USES			
Total Other Financing Uses	\$ -	\$ -	\$ -
TOTAL EXPENDITURES & OTHER USES	\$ 14,669	\$ -	\$ -
ENDING FUND BALANCES	\$ 463,110	\$ 463,110	\$ 467,043
TOTAL EXPENDITURES, OTHER USES & FUND BALANCES	\$ 477,780	\$ 463,110	\$ 467,043

**SNOCOM Financial Report
2011**

SOURCES & USES OF FUNDS	2010 Actual thru 12/31/10	2011 Adopted	2011 Actual thru 09/30/11
REVENUES AND OTHER SOURCES:			
BEGINNING FUND BALANCES	\$ 197,831	\$ 202,353	\$ 202,353
Total Beginning Fund Balance	<u>\$ 197,831</u>	<u>\$ 202,353</u>	<u>\$ 202,353</u>
OPERATING REVENUES			
Investment Interest	\$ 4,522	\$ -	\$ 1,718
Other Revenues	-	-	-
Total Operating Revenue	<u>\$ 4,522</u>	<u>\$ -</u>	<u>\$ 1,718</u>
OTHER FINANCING SOURCES			
Loan Proceeds	-	-	-
Total Other Financing Sources	<u>-</u>	<u>-</u>	<u>-</u>
TOTAL REVENUES & OTHER SOURCES	<u><u>\$ 202,353</u></u>	<u><u>\$ 202,353</u></u>	<u><u>\$ 204,071</u></u>
EXPENDITURES & OTHER USES:			
OPERATING EXPENDITURES			
	\$ -	\$ -	\$ -
Total Operating Expenditures	<u>\$ -</u>	<u>\$ -</u>	<u>\$ -</u>
CAPITAL PROJECTS			
	\$ -	\$ -	\$ -
TOTAL CAPITAL PROJECTS	<u>\$ -</u>	<u>\$ -</u>	<u>\$ -</u>
OTHER FINANCING USES			
	\$ -	\$ -	\$ -
Total Other Financing Uses	<u>\$ -</u>	<u>\$ -</u>	<u>\$ -</u>
TOTAL EXPENDITURES & OTHER USES	<u><u>\$ -</u></u>	<u><u>\$ -</u></u>	<u><u>\$ -</u></u>
ENDING FUND BALANCES	<u><u>\$ 202,353</u></u>	<u><u>\$ 202,353</u></u>	<u><u>\$ 204,071</u></u>
TOTAL EXPENDITURES, OTHER USES & FUND BALANCES	<u><u>\$ 202,353</u></u>	<u><u>\$ 202,353</u></u>	<u><u>\$ 204,071</u></u>

**SNOCOM Financial Report
 2011**

SOURCES & USES OF FUNDS	2010 Actual thru 12/31/10	2011 Adopted	2011 Actual thru 09/30/11
REVENUES AND OTHER SOURCES:			
BEGINNING FUND BALANCES	\$ 87,772	\$ 89,778	\$ 89,778
Total Beginning Fund Balance	<u>\$ 87,772</u>	<u>\$ 89,778</u>	<u>\$ 89,778</u>
OPERATING REVENUES			
Investment Interest	\$ 2,006	\$ -	\$ 762
Other Revenues	-	-	-
Total Operating Revenue	<u>\$ 2,006</u>	<u>\$ -</u>	<u>\$ 762</u>
OTHER FINANCING SOURCES			
Loan Proceeds	-	-	-
Total Other Financing Sources	<u>-</u>	<u>-</u>	<u>-</u>
TOTAL REVENUES & OTHER SOURCES	<u><u>\$ 89,778</u></u>	<u><u>\$ 89,778</u></u>	<u><u>\$ 90,540</u></u>
EXPENDITURES & OTHER USES:			
OPERATING EXPENDITURES			
	\$ -	\$ -	\$ -
Total Operating Expenditures	<u>\$ -</u>	<u>\$ -</u>	<u>\$ -</u>
OTHER FINANCING USES			
	\$ -	\$ -	\$ -
Total Other Financing Uses	<u>\$ -</u>	<u>\$ -</u>	<u>\$ -</u>
TOTAL EXPENDITURES & OTHER USES	<u><u>\$ -</u></u>	<u><u>\$ -</u></u>	<u><u>\$ -</u></u>
ENDING FUND BALANCES	<u><u>\$ 89,778</u></u>	<u><u>\$ 89,778</u></u>	<u><u>\$ 90,540</u></u>
TOTAL EXPENDITURES, OTHER USES & FUND BALANCES	<u><u>\$ 89,778</u></u>	<u><u>\$ 89,778</u></u>	<u><u>\$ 90,540</u></u>

**SNOCOM Financial Report
 2011**

SOURCES & USES OF FUNDS	2010 Actual thru 12/31/10	2011 Adopted	2011 Actual thru 09/30/11
REVENUES AND OTHER SOURCES:			
BEGINNING FUND BALANCES	\$ 538,720	\$ 441,478	\$ 441,478
Total Beginning Fund Balance	\$ 538,720	\$ 441,478	\$ 441,478
OPERATING REVENUES			
	-	-	-
Investment Interest	1,477	-	604
Other Revenues	-	-	-
Total Operating Revenue	\$ 1,477	\$ -	\$ 604
OTHER FINANCING SOURCES			
Loan Proceeds	-	-	-
Total Other Financing Sources	-	-	-
TOTAL REVENUES & OTHER SOURCES	\$ 540,197	\$ 441,478	\$ 442,082
EXPENDITURES & OTHER USES:			
OPERATING EXPENDITURES			
	-	-	-
Total Operating Expenditures	\$ -	\$ -	\$ -
CAPITAL PROJECTS			
New World Project	98,719	-	56,803
TOTAL CAPITAL PROJECTS	\$ 98,719	\$ -	\$ 56,803
OTHER FINANCING USES			
	-	-	-
Total Other Financing Uses	\$ -	\$ -	\$ -
TOTAL EXPENDITURES & OTHER USES	\$ 98,719	\$ -	\$ 56,803
ENDING FUND BALANCES	\$ 441,478	\$ 441,478	\$ 385,280
TOTAL EXPENDITURES, OTHER USES & FUND BALANCES	\$ 540,197	\$ 441,478	\$ 442,082

**SNOCOM MEMBER BILLING STATUS
2011**

AGENCY	YEARLY FEE	BILLING DATE	PERIOD BILLED	AMOUNT BILLED	PAYMENT RECEIVED	PAYMENT AMOUNT	CURRENT BALANCE DUE	YEARLY BALANCE DUE
BRIER	\$ 96,660.00	11/22/2010	1ST QTR	\$ 24,165.00	1/28/2011	\$ 24,165.00	\$ -	\$ 72,495.00
		3/2/2011	2ND QTR	\$ 24,165.00	4/18/2011	\$ 24,165.00	\$ -	\$ 48,330.00
		6/1/2011	3RD QTR	\$ 24,165.00	6/17/2011	\$ 24,165.00	\$ -	\$ 24,165.00
		9/8/2011	4TH QTR	\$ 24,165.00			\$ 24,165.00	\$ 24,165.00
								\$ 24,165.00
EDMONDS	\$ 784,426.00	11/22/2010	1ST QTR	\$ 196,106.50	1/28/2011	\$ 196,106.50	\$ -	\$ 588,319.50
		3/2/2011	2ND QTR	\$ 196,106.50	4/18/2011	\$ 196,106.50	\$ -	\$ 392,213.00
		6/1/2011	3RD QTR	\$ 196,106.50	7/1/2011	\$ 196,106.50	\$ -	\$ 196,106.50
		9/8/2011	4TH QTR	\$ 196,106.50	9/22/2011	\$ 196,106.50	\$ -	\$ -
								\$ -
LYNNWOOD	\$ 960,279.00	11/22/2010	1ST QTR	\$ 240,069.75	1/1/2011	\$ 240,069.75	\$ -	\$ 720,209.25
		3/2/2011	2ND QTR	\$ 240,069.75	4/4/2011	\$ 240,069.75	\$ -	\$ 480,139.50
		6/1/2011	3RD QTR	\$ 240,069.75	6/29/2011	\$ 240,069.75	\$ -	\$ 240,069.75
		9/8/2011	4TH QTR	\$ 240,069.75			\$ 240,069.75	\$ 240,069.75
								\$ 240,069.75
MOUNTLAKE TERRACE	\$ 375,769.00	11/22/2010	1ST QTR	\$ 93,942.25	1/21/2011	\$ 93,942.25	\$ -	\$ 281,826.75
		3/2/2011	2ND QTR	\$ 93,942.25	4/25/2011	\$ 93,942.25	\$ -	\$ 187,884.50
		6/1/2011	3RD QTR	\$ 93,942.25	7/5/2011	\$ 93,942.25	\$ -	\$ 93,942.25
		9/8/2011	4TH QTR	\$ 93,942.25			\$ 93,942.25	\$ 93,942.25
								\$ 93,942.25
WOODWAY	\$ 27,720.00	11/22/2010	1ST QTR	\$ 6,930.00	1/24/2011	\$ 6,930.00	\$ -	\$ 20,790.00
		3/2/2011	2ND QTR	\$ 6,930.00	4/6/2011	\$ 6,930.00	\$ -	\$ 13,860.00
		6/1/2011	3RD QTR	\$ 6,930.00	7/5/2011	\$ 6,930.00	\$ -	\$ 6,930.00
		9/8/2011	4TH QTR	\$ 6,930.00	9/19/2011	\$ 6,930.00	\$ -	\$ -
								\$ -

**SNOCOM MEMBER BILLING STATUS
2011**

AGENCY	YEARLY FEE	BILLING DATE	PERIOD BILLED	AMOUNT BILLED	PAYMENT RECEIVED	PAYMENT AMOUNT	CURRENT BALANCE DUE	YEARLY BALANCE DUE
MUKILTEO	\$ 382,454.00	11/22/2010	1ST QTR	\$ 95,613.50	1/12/2011	\$ 95,613.50	\$ -	\$ 286,840.50
		3/2/2011	2ND QTR	\$ 95,613.50	4/1/2011	\$ 95,613.50	\$ -	\$ 191,227.00
		6/1/2011	3RD QTR	\$ 95,613.50	6/24/2011	\$ 95,613.50	\$ -	\$ 95,613.50
		9/8/2011	4TH QTR	\$ 95,613.50			\$ 95,613.50	\$ 95,613.50
						\$ 95,613.50	\$ 95,613.50	
FIRE DISTRICT 1	\$ 520,599.00	11/22/2010	1ST QTR	\$ 130,149.75	1/12/2011	\$ 130,149.75	\$ -	\$ 390,449.25
		3/2/2011	2ND QTR	\$ 130,149.75	3/21/2011	\$ 130,149.75	\$ -	\$ 260,299.50
		6/1/2011	3RD QTR	\$ 130,149.75	6/27/2011	\$ 130,149.75	\$ -	\$ 130,149.75
		9/8/2011	4TH QTR	\$ 130,149.75	9/26/2011	\$ 130,149.75	\$ -	\$ -
						\$ -	\$ -	
E-911 FEES	\$ 1,100,000.00		JANUARY	\$ 111,367.92	1/18/2011	\$ 111,367.92	\$ -	\$ 988,632.08
			FEBRUARY	\$ 111,367.92	2/14/2011	\$ 111,367.92	\$ -	\$ 877,264.16
			MARCH	\$ 111,367.92	3/7/2011	\$ 111,367.92	\$ -	\$ 765,896.24
			APRIL	\$ 111,367.92	4/11/2011	\$ 111,367.92	\$ -	\$ 654,528.32
			MAY	\$ 111,367.92	5/9/2011	\$ 111,367.92	\$ -	\$ 543,160.40
			JUNE	\$ 111,367.92	6/13/2011	\$ 111,367.92	\$ -	\$ 431,792.48
			JULY	\$ 111,367.92	7/18/2011	\$ 111,367.92	\$ -	\$ 320,424.56
			AUG	\$ 111,367.92	8/19/2011	\$ 111,367.92	\$ -	\$ 209,056.64
			SEPT	\$ 111,367.92	9/19/2011	\$ 111,367.92	\$ -	\$ 97,688.72
			OCT				\$ -	\$ 97,688.72
			NOV				\$ -	\$ 97,688.72
			DEC				\$ -	\$ 97,688.72
						\$ -	\$ 97,688.72	
MILL CREEK	\$ 282,858.00	11/22/2010	1ST QTR	\$ 70,714.50	1/21/2011	\$ 70,714.50	\$ -	\$ 212,143.50
		3/2/2011	2ND QTR	\$ 70,714.50	3/17/2011	\$ 70,714.50	\$ -	\$ 141,429.00
		6/1/2011	3RD QTR	\$ 70,714.50	6/17/2011	\$ 70,714.50	\$ -	\$ 70,714.50
		9/8/2011	4TH QTR	\$ 70,714.50			\$ 70,714.50	\$ 70,714.50
						\$ 70,714.50	\$ 70,714.50	

NEW WORLD ASSESSMENT

AGENCY	YEARLY FEE	BILLING DATE	PERIOD BILLED	AMOUNT BILLED	PAYMENT RECEIVED	PAYMENT AMOUNT	CURRENT BALANCE DUE	YEARLY BALANCE DUE
BRIER	\$ 16,176.00	1/11/2011	1ST QTR	\$ 4,044.00	1/28/2011	\$ 4,044.00	\$ -	\$ 16,176.00
		3/2/2011	2ND QTR	\$ 4,044.00	4/18/2011	\$ 4,044.00	\$ -	\$ 12,132.00
		6/1/2011	3RD QTR	\$ 4,044.00	6/17/2011	\$ 4,044.00	\$ -	\$ 8,088.00
		9/8/2011	4TH QTR	\$ 4,044.00			\$ 4,044.00	\$ 4,044.00
								\$ 4,044.00
EDMONDS	\$ 131,272.00	1/11/2011	1ST QTR	\$ 32,818.00	1/28/2011	\$ 32,818.00	\$ -	\$ 131,272.00
		3/2/2011	2ND QTR	\$ 32,818.00	4/18/2011	\$ 32,818.00	\$ -	\$ 98,454.00
		6/1/2011	3RD QTR	\$ 32,818.00	7/1/2011	\$ 32,818.00	\$ -	\$ 65,636.00
		9/8/2011	4TH QTR	\$ 32,818.00	9/22/2011	\$ 32,818.00	\$ -	\$ 32,818.00
								\$ -
LYNNWOOD	\$ 160,701.00	1/11/2011	1ST QTR	\$ 40,175.25	2/9/2011	\$ 40,175.25	\$ -	\$ 160,701.00
		3/2/2011	2ND QTR	\$ 40,175.25	4/4/2011	\$ 40,175.25	\$ -	\$ 120,525.75
		6/1/2011	3RD QTR	\$ 40,175.25	6/29/2011	\$ 40,175.25	\$ -	\$ 80,350.50
		9/8/2011	4TH QTR	\$ 40,175.25			\$ 40,175.25	\$ 40,175.25
								\$ 40,175.25
MOUNTLAKE TERRACE	\$ 62,884.00	1/11/2011	1ST QTR	\$ 15,721.00	2/8/2011	\$ 15,721.00	\$ -	\$ 62,884.00
		3/2/2011	2ND QTR	\$ 15,721.00	4/14/2011	\$ 15,721.00	\$ -	\$ 47,163.00
		6/1/2011	3RD QTR	\$ 15,721.00	7/5/2011	\$ 15,721.00	\$ -	\$ 31,442.00
		9/8/2011	4TH QTR	\$ 15,721.00			\$ 15,721.00	\$ 15,721.00
								\$ 15,721.00
WOODWAY	\$ 4,639.00	1/11/2011	1ST QTR	\$ 1,159.75	1/24/2011	\$ 1,159.75	\$ -	\$ 4,639.00
		3/2/2011	2ND QTR	\$ 1,159.75	4/1/2011	\$ 1,159.75	\$ -	\$ 3,479.25
		6/1/2011	3RD QTR	\$ 1,159.75	7/5/2011	\$ 1,159.75	\$ -	\$ 2,319.50
		9/8/2011	4TH QTR	\$ 1,159.75	9/19/2011	\$ 1,159.75	\$ -	\$ 1,159.75
								\$ -
MUKILTEO	\$ 64,003.00	1/11/2011	1ST QTR	\$ 16,000.75	3/4/2011	\$ 16,000.75	\$ -	\$ 64,003.00
		3/2/2011	2ND QTR	\$ 16,000.75	4/1/2011	\$ 16,000.75	\$ -	\$ 48,002.25
		6/1/2011	3RD QTR	\$ 16,000.75	7/14/2011	\$ 16,000.75	\$ -	\$ 32,001.50
		9/8/2011	4TH QTR	\$ 16,000.75			\$ 16,000.75	\$ 16,000.75
								\$ 16,000.75
FIRE DISTRICT 1	\$ 87,121.00	1/11/2011	1ST QTR	\$ 21,780.25	2/7/2011	\$ 21,780.25	\$ -	\$ 87,121.00
		3/2/2011	2ND QTR	\$ 21,780.25	3/21/2011	\$ 21,780.25	\$ -	\$ 65,340.75
		6/1/2011	3RD QTR	\$ 21,780.25	6/27/2011	\$ 21,780.25	\$ -	\$ 43,560.50
		9/8/2011	4TH QTR	\$ 21,780.25	9/26/2011	\$ 21,780.25	\$ -	\$ 21,780.25
								\$ -

NEW WORLD ASSESSMENT

AGENCY	YEARLY FEE	BILLING DATE	PERIOD BILLED	AMOUNT BILLED	PAYMENT RECEIVED	PAYMENT AMOUNT	CURRENT BALANCE DUE	YEARLY BALANCE DUE
MILL CREEK	\$ 47,336.00	1/11/2011	1ST QTR	\$ 11,834.00	1/21/2011	\$ 11,834.00	\$ -	\$ 47,336.00
		3/2/2011	2ND QTR	\$ 11,834.00	3/17/2011	\$ 11,834.00	\$ -	\$ 35,502.00
		6/1/2011	3RD QTR	\$ 11,834.00	6/17/2011	\$ 11,834.00	\$ -	\$ 23,668.00
		9/8/2011	4TH QTR	\$ 11,834.00			\$ 11,834.00	\$ 11,834.00
								\$ 11,834.00
	\$ 574,132.00							